



Review Article

Advancements in Life Sciences – International Quarterly Journal of Biological Sciences

ARTICLE INFO

Open Access



Date Received:

27/01/2023;

Date Revised:

16/09/2024;

Available Online:

31/12/2024;

Author's Affiliation:

1. Jiangxi Provincial Key Laboratory of Plant Germplasm Innovation and Genetic Improvement, Lushan Botanical Garden, Chinese Academy of Sciences, Jiujiang – 332900 – China

2. Plant Epigenetics and Development, Lushan Botanical Garden, Chinese Academy of Sciences, Nanchang – 330114 – China

3. Department of Plant Breeding and Genetics, Faculty of Agriculture Science, University of the Punjab, Lahore – 54590 – Pakistan

*Corresponding Author:

Muhammad Arshad Javed

Email:

majaved.iags@pu.edu.pk

How to Cite:

Anwar A, Ashfaq M, Habib S, Ahmad MS, Mazhar HS (2025). Improving the nutraceutical content of tomato (*Lycopersicon esculentum*) by advanced environmental conditions and agricultural practices. Adv. Life Sci. 12(1): 13-22.

Keywords:

Organic grown tomato; Antioxidants; Nutritional values; Salinity; Water deficit; Temperature; Agricultural practices; Fertilization

Improving the nutraceutical content of tomato (*Lycopersicon esculentum*) by advanced environmental conditions and agricultural practices

Alia Anwar^{1,2,3} Muhammad Ashfaq³, Sadaf habib¹, Muhammad Shafiq Ahmad³, Hafiz Sabah-Ud-Din Mazhar³, Ralf Müller-Xing^{1,2}, Muhammad Arshad Javed^{3*}

Abstract

The consumption of tomatoes has been associated with diminishing the risk of several lethal diseases, e.g., heart attack and cancer. This is because tomato contains high antioxidants that have been shown to protect against oxidative damage in numerous empirical and epidemiological studies. Considering the health benefits, more emphasis should be given to produce organic tomatoes. Tomatoes have been ranked as the most important fruit and vegetable in Western diets as essential source of antioxidants such as lycopene, β -carotene, phenols, vitamin E, and vitamin C. Environmental conditions and agricultural practices are key factors that affect the quantities of these compounds available in tomato. Therefore, controlling the environmental conditions, such as water availability, temperature, light, saline soil, and agricultural practices (fertilization practices, harvesting, and food storage) are valuable tools to enhance the nutritional value of tomato fruits organically. Although, the quantitative and qualitative contents of health-promoting compounds in vegetables and fruits depend on their genetic predispositions. Agricultural practices and different environmental condition have broad effects on the nutraceutical compounds. Thus, this present study emphasizes on enhancing tomato nutrition through improved agricultural practices and optimized farming, especially in saline and water-deficit conditions. This organic-oriented strategy may counteract the scepticism caused by genetically modified tomatoes (GMOs) and will prompt further exploration in future studies.



Introduction

Tomato (*Lycopersicon esculentum*) is an economically important crop consumed in both forms, fresh as in salad or processed food such as tomato paste and ketchup. It ranked first among vegetables in terms of cultivated area grown on 4.85 million hectares worldwide annually (FAOSTAT, 2019). The tomato gained in importance worldwide due to its nutraceutical value originating from the high content of carotenoids, such as β -carotene (provitamin), other vitamins such as vitamin C and E, tocopherols, phenolic compounds such as flavonoids and derivatives of hydroxycinnamic acid [1-4]. More importantly, tomato is a rich source of antioxidant that can further categorized into lipophilic (carotenoids and vitamin E) and hydrophilic (vitamin C and phenolic compounds) fractions [5]. Essential nutritional compounds that were identified in tomato puree are listed in (Fig.1, Table 1). The human blood contains an average of 40 different carotenoids with 9–20 of them derived from processed and fresh tomato as the main source of [6]. The major carotenoids are lycopene, α - and β -carotene, β -cryptoxanthin, zeaxanthin and lutein.

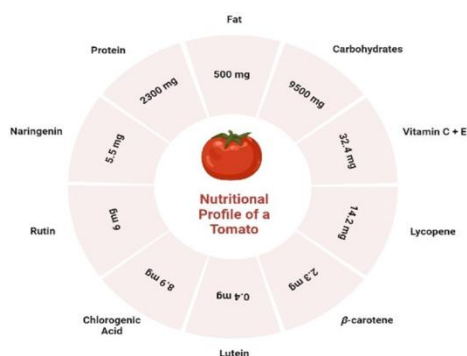


Figure 1: Nutritional profile of tomato fruits (per100 g fresh matter).

Parameter	Value
Energy (KJ)	215.0
Protein (g)	2.3
Fat (g)	0.5
Carbohydrates (g)	9.5
Vitamin C (mg)	31.2 ± 3.9
Vitamin E (mg)	1.2 ± 0.1
Lycopene (mg)	14.2 ± 8.1
β -carotene (mg)	2.3 ± 4.7
Lutein (mg)	0.4 ± 0.1
Chlorogenic acid (mg)	8.9 ± 0.8
Rutin (mg)	6.0 ± 1.7
Naringenin (mg)	5.5 ± 0.3
Zinc (μ g)	569.8 ± 75.9
Copper (μ g)	459.6 ± 36.7
Selenium (μ g)	1.3 ± 0.2

Table 1: Composition of tomato puree (per 100 g fresh matter).

Bioactive compounds of tomato have numerous health benefits since they work anti-inflammatory,

antimicrobial, vasodilation, antiallergenic, antithrombotic, and they have protective functions against cardiovascular diseases and antioxidant effects [8,9]. Currently, there is a growing demand to increase the health promoting compounds in tomato fruits in order to improve its nutraceutical content [10]. Many health professionals recommend to increase the amount of dietary antioxidants via the consumption of fresh tomatoes and tomato products [11]. Recent advancements have focused on enhancing these beneficial compounds in tomatoes through metabolic and genetic engineering or breeding approaches [12,13]. Despite these efforts, breeding remains challenging due to the intricate nature of gene interactions requiring quantitative genetic approaches to identify relevant genes and quantitative trait loci (QTLs) [14]. Besides breeding efforts, the nutritional value of tomato can be improved by optimal environmental growth condition with integrated management of new agricultural practices as synthesis of nutraceutical components is regulated by many physiological and environmental signals. Therefore, this study focuses on the factors effecting the bioactive and health promoting compounds and how their quantity can be increased by integrated management and agricultural practice.

There are many factors that affect the nutritional value of tomatoes such as selection of the genotype, water availability, saline soil, agricultural practices, harvesting and storage of the tomato fruit.

Methods

Literature search strategy and selection criteria

This review incorporates information from highly reputable publications in SCI indexed journals, along with databases including AGRICOLA, AGRIS, SCOPUS, Web of Science, PubMed, ResearchGate, and others. The focus was on papers published in the last decade. Robust search platforms like Google Scholar, Microsoft Academics, and Worldwide Science were instrumental in sourcing suitable research material online.

Discussion

Genetics

In recent years, seed producing companies have bred new varieties of tomato with different colour and fruit sizes to meet consumer demands without paying attention to the nutritional value of the fruits. Different genotypes have different percentage of bioactive compound, especially the activity of antioxidant is highly affected by the variety. One study analysed 16 tomato varieties and found that long shaped tomatoes had significantly less antioxidant activity than round shape tomatoes [15]. Generally, smaller tomatoes tend to have higher vitamin C

content, while cherry tomatoes, with their greater skin-to-volume ratio, may have elevated flavonoid levels concentrated in the skin. Commercial processed tomato products typically exhibit higher carotenoid content such as lycopene, compared to cherry, cluster, and salad tomatoes [16-19]. Among fresh tomatoes, cherry tomato varieties contained the highest lycopene levels, followed by cluster and round tomato genotypes [20]. Considering these studies, it can be concluded that preference should be given on round shaped and small sized tomatoes as they contain more health promoting bioactive compounds. Therefore, by low consumption of tomatoes, the cherry tomatoes should be favoured since they contained more antioxidants (lycopene) and flavonoids.

The colour of tomato is also link with high carotenoids content as food ripening include the synthesis of carotenoids especially lycopene (90%) and β -carotene which ranged from 5 to 10% and also some minor carotenoids such as lutein and phytoene [3,21,22]. The orange colour of is mainly due to the high content of β -carotene [22]. Therefore, the colour of different genotypes is considered as an indirect measure of some nutritional content of tomato. Thus, red and orange tomatoes have good nutritional value and can be used for the selection of genotypes with the desired nutritional content (Fig. 2).

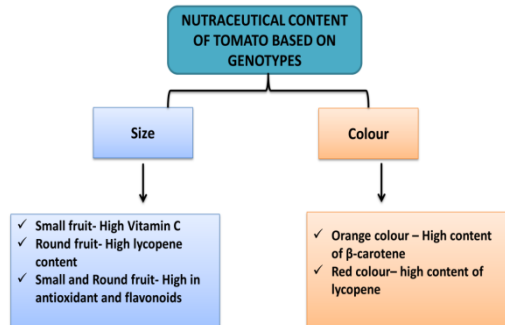


Figure 2: Nutraceutical contents of tomato based on the size and colour of the fruit.

Based on size and shape, the small and round size fruits are considered highly nutritious as they are rich in Vitamin C and lycopene content. Based on colour, both orange and red tomatoes are highly nutritious.

Environmental conditions

Under field conditions, crop plants encounter various environmental stresses that impact both yield and fruit quality. In general, under stress conditions, plants generate active oxygen species (AOS) such as superoxide radicals, hydroxyl radicals, hydrogen peroxide (H_2O_2), and singlet oxygen [23,24]. To cope with this stress conditions plants have developed several mechanisms to mitigate the damage caused by

these AOS. These mechanism include increasing level of antioxidants such as ascorbate, α -tocopherol, carotenoids and glutathion to scavenge the AOS [25,26]. Biotic stresses such as drought, salinity, light conditions and extreme temperatures can severely modify the crops nutritional quality for human consumption. These forms of external stress are becoming steadily more important because it affects the plant mineral status which in turn effects the nutritional quality of a given crop [27] (Fig.3).

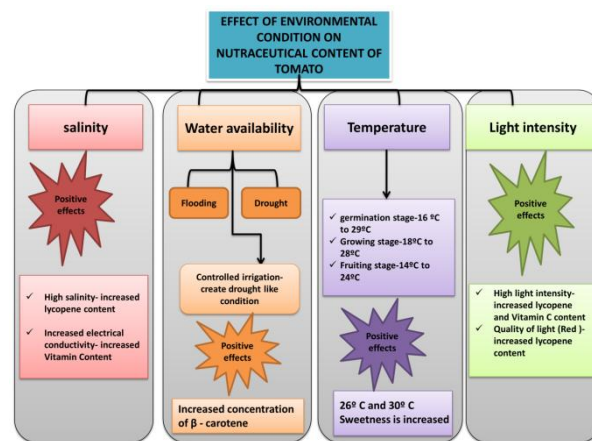


Figure 3: Effect of environmental conditions on nutraceutical contents of tomato.

It is observed that the lycopene content of tomato fruits has increased significantly under saline conditions until the threshold level (4.4 dS m^{-1}) is reached. Controlled irrigation mimics drought-like conditions which improves the nutritional content of tomatoes. The increase in temperature to $26\text{--}30 \text{ }^\circ\text{C}$ increase the sweetness of tomato. High intensity and red light increase the lycopene and vitamin C content in tomatoes.

Salinity stress

Interestingly, salinity can have positive effects on the nutritional quality of tomatoes. It's commonly acknowledged that tomato fruits grown under moderately saline conditions tend to be of superior quality. Notably, this heightened electrical conductivity (EC) environment often leads to a substantial boost in lycopene levels. Studies have found an increase in lycopene concentration in tomato fruits under saline condition (43 mg kg^{-1} for 3 dS m^{-1} to 58 mg kg^{-1} for 10 dS m^{-1}) on a fresh weight basis [28]. Another study noted a pattern where lycopene content in tomato fruits (on both fresh and dry weight bases) progressively rose up to a 4.4 dS m^{-1} treatment and then began to decline (Table 2). This is inline with numerous other studies, suggesting that salinity stress can enhance lycopene content in tomatoes [29]. However, it is noteworthy that the increase in total

lycopene was highly dependent on the specific cultivar, with ranges from 34 to 85% under high EC conditions [30]. Increasing the EC can be achieved through adding NaCl to a nutrient solution or by inducing water stress via restricted irrigation, which subsequently amplifies the nutrient concentration [28, 31]. However, an increased EC leads to the improvement in nutritional quality of tomato fruits as one of the studies found the positive correlation of increased EC with vitamins C content (from 97 mg kg⁻¹ to 101 mg kg⁻¹ under EC of 3 dS m⁻¹ to 10 dS m⁻¹) in tomatoes [32]. Genotypes with high nutraceutical content are of special interest for utilization of saline soil to obtain the tomatoes with increased level of health promoting compound. Additionally, these tomatoes varieties will be a good source to utilize the saline soil, which cannot be utilized for other crop production [33].

EC level (dS m ⁻¹)	Lycopene	
	(mg 100 g ⁻¹ fresh weight)	(mg / fruit)
0.5	5.89	6.11
2.3	8.31	8.15
4.4	10.22	9.15
8.5	7.88	6.55
15.7	6.71	4.22

Table 2: Impacts of Electrical Conductivity (EC) levels on the lycopene content in tomato fruits.

Although until now the exact mechanism about the enhancement of lycopene content under high EC condition has not been clearly understood, evidences suggest the basic role of ethylene synthesis that is activated under water and salt stress conditions [32]. Giuliano et al. (1993) suggested that the increased level of lycopene in tomato fruits grown under saline conditions could be due to stress-induced up-regulation of the genes that are involved in the biosynthesis of lycopene [35]. However, this increase in lycopene content is up to a certain limit as the excessive salinity causes the reduction in lycopene content. This could likely be attributed to the stress-induced suppression of lycopene production, as stressful conditions lead to decreased leaf coverage, resulting in more fruits being directly exposed to sunlight in plants under salt stress [34]

Water availability

Drought is a major environmental stress that severely affects the agriculture sector [36,37]. Plants diminish drought effects by changes in the morphological, physiological and biochemical system. Tomato plants are very sensitive to drought, which is due to its limited tolerance against this stress [38]. Beside deficiency and poor quality of water affects the yield and quality of tomato crop [39]. Specifically, water deficits negatively affect dry matter content, as plants expend considerable energy on dehydration processes. Furthermore, low water availability also affects the

soluble solid contents and also reduces the sugar level in the fruit. On the other hand, many other problems are associated with low availability of water such as small size fruits, lower yields, early senescence of the plants, and higher disease susceptibility [40]. In addition, high water availability for the plants has positive affect on the colour parameters of the fruit and consistency (Bostwick index) (Fig.3). While less frequent irrigations have a positive effect on the content of ascorbic acid [41]. All these studies clearly demonstrate how important an adequate amount of water is to produce the quality and quantity of tomato fruits. Interestingly, Favati et al. (2009) indicated that combining the amount of water and irrigation periods in various water regimes improved the nutraceutical content of tomato fruit, especially the antioxidant content [42]. However, there are not many studies available on the effect of irrigation practices on tomato fruit quality and such studies are required in future to mitigate the challenges of water scarcity affecting the quality of tomato fruits.

Interestingly, the low quality of irrigation water seems to have positive effects on nutritional quality of tomato fruit as in one of the studies it was observed that β -carotene content of tomato was increased as irrigation water quality is decreased [24]. This is possibly due to the decline in plant water content which in turn leads to the increased concentration of β -carotene. In another study, it was found that lycopene content and other quality parameters were increased when tomato was grown in moderately saline conditions [34] Furthermore, it was also observed that excessive water or flooding stress causes a decrease in fruit lycopene content [43]. Similarly, in red and pink cherry tomatoes, total carotene and the amount of lycopene increased in response to drought [31]. Therefore, reduction in water supply can increase the phytochemicals contents. It has also been shown that higher antioxidant was produced when plants experienced drought-like conditions imposed by deficit irrigation practices [41]. From all the studies, it can be concluded that less water or drought like conditions and low quality of water can enhance the tomato fruit quality. However, more studies are required to mitigate the challenges of water scarcity and use this less water supply condition effectively.

Temperature

Optimal temperature is another environmental condition that effects the development and quality of tomato fruits [44]. Conditions of temperature play a main role in the development and quality of tomato fruits effecting directly the final size and colour [16]. Temperature has been attributed as a factor influencing the distribution of photo assimilates between

vegetative parts and fruits [16]. The optimal development of a tomato requires different ranges of temperature like suitable temperature at germination stage is from 16 °C to 29°C, the growing stage is from 18°C to 28°C and at fruit set stage is from 14°C to 24°C [45]. Variations in fruit temperature during fruit ripening can impact the biosynthesis of carotene and vitamin C biosynthesis [46-49].

The lycopene seems to be high at 24°C during the day and 14 °C during the night [45]. When the temperature range is between 26° C and 30° C the sweetness of tomato is enhanced. But when temperature exceeds above 30 °C the sweetness is reduced due to high evapotranspiration rate which in turn reduces the biosynthesis of carbohydrates [50]. Moreover, with increase in temperature above 30° C inhibits the biosynthesis of lycopene which in turn cause the change in colour from yellow to orange. In another study, it was found that the total carotene content was reduced with an increase in temperature from 21 to 26°C without affecting lycopene content. While the increase of temperature from 27 to 32 °C reduced ascorbate, lycopene, and its precursor's content [51]. Another study supports this evidence that high temperature reduce the lycopene, vitamin C, and sugar content in cherry tomatoes. In short, there are different optimal needs of temperature at different growth stages but temperature above 30 °C will affect the yield as well as the nutritional quality of tomato fruit (Fig. 3).

Light Intensity

Light affects the growth of tomato plants and quality of its fruits. Light intensity positively influences lycopene content For instance, one study demonstrated that lycopene development can be enhanced at lower temperatures with increased light exposure [52]. However, when green tomatoes were exposed to 650 Wm⁻² of light for 1.5 to 4 hours, lycopene synthesis was significantly repressed, indicating that intense solar radiation can inhibit lycopene production. It was observed that radiation and intense light condition causes the injury to tomato fruit and this might be due to the general effects of overheating on plant tissues [46,53]. Light quality also affects lycopene synthesis in tomatoes. The quality and intensity of red light positively impact carotenoid synthesis in detached mature-green fruits, and this effect is independent of temperature[54]. Moreover, Alba et al. (2000) found that treating mature-green fruit with brief red light helped to accumulate the lycopene content by 2.3-fold during fruit development [55]. However, this red light induced lycopene accumulation was reversed when plant was exposed to far-red light.

In addition, light exposure is also favourable to accumulate vitamin C as in one of the studies, significant differences were found in vitamin C content in tomato fruits in response to exposure of intensity of light for several days before harvest [46,56]. Generally, the lower light intensity leads to the reduction of vitamin C in plant tissues and increase exposure to light causes increase concentration of vitamin C, particularly in leafy greens [57, 43, 58]. Thus, it can be anticipated from the above studies that shading (by leaves or any artificial covers) can decrease the vitamin C content and thus reduce the nutritional quality of tomato fruits [59,60] . So, it has been found that greenhouse-grown tomatoes have lower vitamin C levels than those grown outdoors [61]. To summarize, it can be concluded that more exposure to light with moderate intensity can enhance the nutritional quality of tomato fruits (Fig.3).

Agricultural practices

The agricultural practices include all processes such as ploughing, levelling manuring, harvesting, and storage which are applied in farm production systems to get agricultural products. The yield and nutritional quality of food are highly dependent on cultivation practices and agricultural production systems (conventional and non-conventional). One of the studies demonstrated the effects of agricultural practices (sowing, ploughing, levelling and manuring, etc.) on final quality of tomato yield. However the discussion remains open whether the organic foods have a higher healthful nutritional value when compared with traditionally produced food or not. In this regard, a study showed that the tomato yield and some quality characteristics of fruit were influenced by cultivation system and this influence varies between cultivars [38]. The effect of production system in some cultivars was very clear on fruit soluble solids, titratable acidity, pH. While no significant effect was observed on total phenolics and lycopene in all cultivars [62]. In another study, significant differences in lycopene and naringenin content have been observed in tomatoes grown organically compared to those produced through conventional methods [63]. One study examined the impact of two different production systems on the final quality of tomato fruits. It was found that the 'Burbank' variety had significantly higher total phenolic content under organic management compared to conventional practices. However, the phenolic content of the 'Ropreco' variety did not differ significantly between the two management systems [64]. These results suggest that the selection of tomato variety is crucial in determining the outcomes of comparative studies, even when the same variety is grown under different farming systems. Similarly, another study showed that there is

no significant differences in quality of fruits (colour, soluble solids, pH and acidity), bioactive and antioxidant (lycopene, β -carotene, total phenolic and ascorbic acid) compound when growing in both farming systems [65]. From these studies it can be concluded that there is no effect of agricultural practice systems (conventional vs organic) on nutritional quality of tomato fruits. Both systems are equally important for good quality of tomato fruit.

Fertilization Practices

Soil fertility and implication of fertilizer have significant influence on tomato quality. Good quantity and high quality fruits require the optimum supply of all the necessary elements needed for plant growth [34]. In recent years, diversify and enhance fertilization practices have been adopted to boost the nutritional quality of tomatoes particularly their antioxidant content. Tomatoes can grow by using organic as well as traditional fertilizers. Such comparison between conventional and organic agriculture should be of great importance because in both agricultural systems the amount of supplied nutrient are not same. Typically, traditional fertilizers provide nitrogen (N) in a form that is better available to plants better than organic fertilization. The N accessibility is likely affecting the synthesis of phenolic antioxidants and soluble solids. Interestingly, excessive availability of nutrient in soil has some negative effects on fruit quality. One of the studies showed that there is a decrease in phenolic and antioxidants content in plants when the nutrient availability is increased [66-68]. There are several overlapping hypotheses that attempt to clarify this relationship, including the growth-differentiation balance (GDB) hypothesis, carbon/nutrient balance (CNB) hypothesis and protein competition model (PCM) [45,69]. Generally, these theories propose that while high nutrient availability enhances plant growth and development, it can lead to a reduced allocation of resources for the production of secondary metabolites, including phenolic antioxidants.

Tomatoes grown with grass-clover mulch and chicken manure had ascorbic acid and total phenolic contents that were 29% and 17.6% higher, respectively, compared to those grown with mineral nutrient solutions. In contrast, tomatoes grown with high chloride levels and grass-clover mulch had 40% less lycopene content (11.5 mg/100 g dry matter) compared to other treatments (19.2 mg/100 g dry matter). Additionally, the antioxidant activity of tomatoes treated with ammonium was 14% lower than that of tomatoes treated with other nutrients. These findings underscore the crucial role that nutrient sources play in determining the antioxidant levels in tomatoes [70]. Previous studies have noted that plants cannot equally

allocate resources to both growth and defence due to competition between protein and phenolic synthesis [71]. As a result, plants grown with organic fertilizers tend to exhibit slower growth rates, likely due to the slower nutrient release from grass-clover mulch and chicken manure (see Fig. 4). Nevertheless, with adequate light for photosynthesis, excess carbon (C) can be used for the production of carbon-based secondary compounds like phenolics in plants treated with organic fertilizers [70].

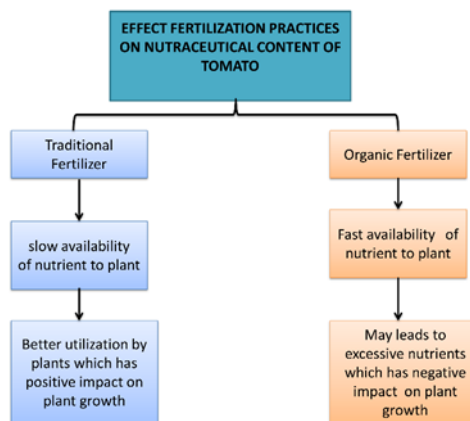


Figure 4: Comparison of traditional and organic fertilizer application on the nutraceutical content a tomato fruit.

The traditional fertilizer slowly released the nutrients and causes the better utilization by plants. On the other hand organic fertilizer releases the nutrient very fast which may cause the excessive availability of nutrients which in turn harms the growth of plant.

It is common knowledge that the availability of N promotes plant growth and yield. Besides the impact of the N amount applied, the form of the N applied may have an effect on plant growth and chemical composition of plants [5, 72, 73]. N is available for plant either in organic forms or as inorganic ions (NH_4^+ or NO_3^-). It has been noted that fruit quality can be affected by amount of N supply. A study demonstrated that the fruit quality is improved when supplied low NO_3^- and high NH_4^+ levels [74]. Nitrate (NO_3^-) is readily mobile in plants and can be stored in vacuoles, also when but if NO_3^- is used in the biosynthesis of proteins and other organic compounds in plants, it must be reduced to ammonium [75]. Numerous field experiments conducted throughout the world has shown that N is the most important growth limiting factor. The data about the effect of N form on the composition of secondary metabolites in tomatoes is still scarce and needs further investigation [50].

Nitrogen (N) availability has exclusively positive effects on tomato fruit quality. One of study it was found that N availability increases the carotenoid biosynthesis in higher plants [76]. However, in another

study, it was found that there is a negative relationship between N availability and lycopene content in tomato fruits [46]. Other contrasting studies also showed that when tomatoes are grown in pots and rate of N fertilizer is increased (up to 600kg N ha⁻¹), then lycopene content in fruit also increased [77]. However, it has been observed that the quality and taste of tomato fruit improved when supplied the tomato plants by reduced N forms such as organic or ammonium. In addition, the ammonium source is equivalent to nitrate for the nutrition of tomato plants [78]. Interestingly, it has been discovered that reduced N forms such as high NH₄⁺ and low NO₃⁻ levels improved fruit quality [74]. It has been suggested in these studies that used low N plants may save energy and this may lead to an increased production of secondary metabolites that improve fruit quality and taste.

It has been observed in an organic production system of tomato that the soil contains higher ammonium and chloride compared to non-organic systems [79]. It is also noted that there is some reduction in ascorbic acid content at the high N application, apparently for secondary reasons, since N supply might improve the foliage and in consequence the shading of the fruit on plants unevenly illuminated by straight sunshine [46]. Decrease of ascorbic acid with the use of high levels of N fertilizers has been reported in other previous studies [80,81].

Camille et al. (2009) revealed that the quality of fruit can be improved by lowering the acid content (10-16%) and increasing the soluble sugar content (5-17%). The fruits with the lowest N supply have higher content of total ascorbic acid and some phenolic compounds (rutin, a caffeic acid glycoside, and a caffeic acid derivate). Similar results were obtained in another study which revealed that with increasing the N supply from 2.25 to 36 mm also increased the sugar and acid contents, thus improved the tomato quality [30]. On the other hand, the β -carotene content seemed to increase with increased nitrogen supply. However, the impact of N supply on lycopene content is more controversial and need further investigations [82].

Apart from N, Phosphorus (P) also has an impact on improving the fruit quality of tomato as in some studies it has been found that soil or foliar P fertilization enhanced the lycopene content in tomato [83]. Apart from this, P can also improve nutrient and water-use efficiency, and increases the final yield of tomato fruits [84]. Furthermore, supplementary potassium (K) in either through the soil or by foliar-spray also improved lycopene content and also reduced colour disorders in ripe tomato fruit [85]. Furthermore, plants grown in nutrient solution containing high level of K followed by Magnesium (Mg) application leads to higher lycopene accumulation [86]. Thus, from the above studies, it is

comprehended that the type of fertilizers has a huge impact on nutritional quality of tomato fruits.

Conclusion

Tomatoes are an economically important crop with significant nutraceutical value through the high content of carotenoids, β -carotene vitamin A, antioxidants, vitamins such as vitamin C and E, tocopherols, phenolic compounds such as flavonoids and derivatives of hydroxycinnamic acid. While genetic improvements by breeding and biofortification can increase the content of these bioactive compounds, environmental conditions and agricultural practices are equally crucial. This review highlights that optimal growing conditions and effective management practices can significantly increase the levels of bioactive compounds in tomatoes. Improving the quality by breeding programs needs long time to achieve the goal. In addition, a large part of the society does not accept genetically modified plants (GMOs). Thus, growing tomatoes on salty soil, optimal environmental conditions, the right application of fertilizers and good agricultural practices can be effective methods for improving fruit quality and increasing the phytochemical compounds. Since the critical evaluation about GMOs is increasing, the demand for organically produced crops is growing. Although molecular and conventional breeding can give varieties with improved phytochemical compounds, unsuitable environmental condition and poor agricultural practices will reduce the quality of tomato fruits. Selection of suitable genotypes growing in optimal environmental conditions, under good agricultural practices, and the application of suitable crop technology can be the key for improving the nutritional value of tomatoes. More focus should be given on such genotypes which can grow on saline soil and water deficit condition without losing the nutritional values of tomato fruits. Interestingly, these conditions improve the nutritional values of tomato fruits, which on another hand can be a good utilization of saline soil.

Funding

This research was kindly funded by Starting Grant of the Lushan Botanical Garden, Chinese Academy of Sciences, Jiujiang, China (Grant No. 2024ZWZX05) to A.A.

Author Contributions

AA collected the literature and formally wrote the first draft of the manuscript. MSA and HSM helped by collecting the literature and write-up. MA and SH

reviewed the manuscript. MAJ formulated the concept. RMX and MAJ final proofread the manuscript.

Conflict of Interest

No potential conflict of interest was reported by the authors.

References

- Borguini RG, Ferraz da Silva Torres EA. Tomatoes and tomato products as dietary sources of antioxidants. *Food Reviews International*, (2009); 25(4): 313-325.
- Clinton SK. Lycopene: chemistry, biology, and implications for human health and disease. *Nutrition reviews*, (1998); 56(2): 35-51.
- Kotíková Z, Lachman J, Hejtmánková A, Hejtmánková K. Determination of antioxidant activity and antioxidant content in tomato varieties and evaluation of mutual interactions between antioxidants. *LWT-Food Science and Technology*, (2011); 44(8): 1703-1710.
- Vallverdu-Queralt A, Medina-Remon A, Martínez-Huélamo M, Jauregui O, Andres-Lacueva C, et al. Phenolic profile and hydrophilic antioxidant capacity as chemotaxonomic markers of tomato varieties. *Journal of Agricultural and Food Chemistry*, (2011); 59(8): 3994-4001.
- Therios I, Sakellariadis S. Effects of nitrogen form on growth and mineral composition of olive plants (*Olea europaea* L.). *Scientia Horticulturae*, (1988); 35(3-4): 167-177.
- Babu BK, Meena V, Agarwal V, Agrawal P. Population structure and genetic diversity analysis of Indian and exotic rice (*Oryza sativa* L.) accessions using SSR markers. *Molecular biology reports*, (2014); 41(7): 4329-4339.
- Tyssandier V, Feillet-Coudray C, Caris-Veyrat C, Guillard J C, Coudray C et al. Effect of tomato product consumption on the plasma status of antioxidant microconstituents and on the plasma total antioxidant capacity in healthy subjects. *Journal of the American College of Nutrition*, (2004); 23(2): 148-156.
- Martí R, Roselló S, Cebolla-Cornejo J. Tomato as a source of carotenoids and polyphenols targeted to cancer prevention. *Cancers*, (2016); 8(6): 58.
- Mozos I, Stoian D, Caraba A, Malainer C, Horbańczuk J, et al. (2018) Lycopene and vascular health. *Frontiers in Pharmacology*, 9: 521.
- Kurina AB, Solovieva AE, Khrapalova IA, Artemyeva AM. Biochemical composition of tomato fruits of various colors. *Vavilovskii Zhurnal Genet Seleksii*, (2021); 25(5): 514-527.
- Association AD. Nutrition and you: Trends 2002. Final report of findings. Retrieved September, (2002); 222006.
- Rigano MM, De Guzman G, Walmsley AM, Frusciante L, Barone A. Production of pharmaceutical proteins in solanaceae food crops. *International journal of molecular sciences*, (2013); 14(2): 2753-2773.
- Rosati C, Aquilani R, Dharmapuri S, Pallara P, Marusic C, et al. Metabolic engineering of beta-carotene and lycopene content in tomato fruit. *The Plant Journal*, (2000); 24(3): 413-420.
- Labate J, Grandillo S, Fulton T (2007) *Tomato In: Kole C., ed. Genome Mapping and Molecular Breeding in Plants, Vol. 5, Vegetables.* Springer Verlag, Berlin, Heidelberg.[Google Scholar].
- Scalfi L, Fogliano V, Pentangelo A, Graziani G, Giordano I, et al. Antioxidant activity and general fruit characteristics in different ecotypes of Corbarini small tomatoes. *Journal of Agricultural and Food Chemistry*, (2000); 48(4): 1363-1366.
- Domis M, Papadopoulou A, Gosselin A. Greenhouse tomato fruit quality. *Horticultural Reviews*, (2002); 26239-349.
- Davies JN, Hobson GE, McGlasson W. The constituents of tomato fruit—the influence of environment, nutrition, and genotype. *Critical Reviews in Food Science & Nutrition*, (1981); 15(3): 205-280.
- Dorais M. Effect of cultural management on tomato fruit health qualities; 2005. pp. 279-294.
- Abushita A, Daood H, Biacs P. Change in carotenoids and antioxidant vitamins in tomato as a function of varietal and technological factors. *Journal of Agricultural and Food Chemistry*, (2000); 48(6): 2075-2081.
- Kuti JO, Konuru HB. Effects of genotype and cultivation environment on lycopene content in red-ripe tomatoes. *Journal of the Science of Food and Agriculture*, (2005); 85(12): 2021-2026.
- abu Haraira A, Ahmad A, Khalid MN, Tariq M, Nazir S, et al. Enhancing Health Benefits of Tomato by Increasing its Antioxidant Contents through Different Techniques: A Review. *Advancements in Life Sciences*, (2022); 9(2): 131-142.
- Tiwari U, Cummins E. Factors influencing levels of phytochemicals in selected fruit and vegetables during pre- and post-harvest food processing operations. *Food Research International*, (2013); 50.
- Ahn T, Schofield A, Paliyath G. Changes in antioxidant enzyme activities during tomato fruit development. *Physiology and Molecular Biology of Plants*, (2002); 8241-249.
- Pinhero RG, Rao MV, Paliyath G, Murr DP, Fletcher RA. Changes in activities of antioxidant enzymes and their relationship to genetic and paclobutrazol-induced chilling tolerance of maize seedlings. *Plant physiology*, (1997); 114(2): 695-704.
- Alscher R, Hess J. Antioxidants in Higher Plants (CRC, Boca Raton, FL). Foyer CH, Descourvieres, P & Kunert, KJ (1994) *Plant Cell Environ*, (1993); 17507-523.
- Blokhina O, Virolainen E, Fagerstedt KV. Antioxidants, oxidative damage and oxygen deprivation stress: a review. *Annals of botany*, (2003); 91(2): 179-194.
- Martínez-Ballesta M, Dominguez-Perles R, Moreno D, Muries B, Alcaraz-López C, et al. Minerals in plant food: effect of agricultural practices and role in human health. A review. *Agronomy for sustainable development*, (2010); 30(2): 295-309.
- Krauss S, Schnitzler WH, Grassmann J, Woitke M. The influence of different electrical conductivity values in a simplified recirculating soilless system on inner and outer fruit quality characteristics of tomato. *Journal of Agricultural and Food Chemistry*, (2006); 54(2): 441-448.
- Borghesi E, González-Miret ML, Escudero-Gilete ML, Malorgio F, Heredia FJ, et al. Effects of Salinity Stress on Carotenoids, Anthocyanins, and Color of Diverse Tomato Genotypes. *Journal of Agricultural and Food Chemistry*, (2011); 59(21): 11676-11682.
- Wang YT, Huang SW, Liu RL, Jin JY. Effects of nitrogen application on flavor compounds of cherry tomato fruits. *Journal of Plant Nutrition and Soil Science*, (2007); 170(4): 461-468.
- Matsuzoe N, Zushi K, Johjima T. Effect of soil water deficit on coloring and carotene formation in fruits of red, pink, and yellow type cherry tomatoes. *Journal of the Japanese Society for Horticultural Science*, (1998); 67(4): 600-606.
- Kubota C, Thomson CA, Wu M, Javanmardi J. Controlled environments for production of value-added food crops with high phytochemical concentrations: lycopene in tomato as an example. *HortScience*, (2006); 41(3): 522-525.
- Tanambell H, Quek SY, Bishop KSJA. Screening of in vitro health benefits of tangerine tomatoes. *Antioxidants (Basel)*, (2019); 8(7): 230.
- Pascale SD, Maggio A, Fogliano V, Ambrosino P, Ritieni A. Irrigation with saline water improves carotenoids content and antioxidant activity of tomato. *The Journal of*

- Horticultural Science and Biotechnology, (2001); 76(4): 447-453.
35. Giuliano G, Bartley GE, Scolnik PA. Regulation of carotenoid biosynthesis during tomato development. *The Plant Cell*, (1993); 5(4): 379-387.
 36. Naumann G, Cammalleri C, Mentaschi L, Feyen L. Increased economic drought impacts in Europe with anthropogenic warming. *Nature Climate Change*, (2021); 11(6): 485-491.
 37. Rojas O. Agricultural extreme drought assessment at global level using the FAO-Agricultural Stress Index System (ASIS). *Weather and Climate Extremes*, (2020); 27:100184.
 38. Rai GK, Parveen A, Jamwal G, Basu U, Kumar RR, et al. Leaf Proteome Response to Drought Stress and Antioxidant Potential in Tomato (*Solanum lycopersicum* L.). *Atmosphere*, (2021); 12(8): 1021.
 39. Dorais M, Ehret DL, Papadopoulos AP. Tomato (*Solanum lycopersicum*) health components: from the seed to the consumer. *Phytochemistry Reviews*, (2008); 7(2): 231-250.
 40. Hanson BR, Hutmacher RB, May DM. Drip irrigation of tomato and cotton under shallow saline ground water conditions. *Irrigation and Drainage Systems*, (2006); 20(2): 155-175.
 41. Mitchell J, Shennan C, Grattan S, May D. Tomato fruit yields and quality under water deficit and salinity. *Journal of the American Society for Horticultural Science*, (1991); 116(2): 215-221.
 42. Favati F, Lovelli S, Galgano F, Miccolis V, Di Tommaso T, et al. Processing tomato quality as affected by irrigation scheduling. *Scientia Horticulturae*, (2009); 122(4): 562-571.
 43. Nagy S, Wardowski WF (1988) Effects of agricultural practices, handling, processing, and storage on fruits. *Nutritional evaluation of food processing*: Springer. pp. 73-100.
 44. Pearce B, Grange R, Hardwick K. The growth of young tomato fruit. I. Effects of temperature and irradiance on fruit grown in controlled environments. *Journal of Horticultural Science*, (1993); 68(1): 1-11.
 45. Jones CG, Hartley SE. A protein competition model of phenolic allocation. *Oikos*, (1999); 27-44.
 46. Dumas Y, Dadomo M, Di Lucca G, Grolier P. Effects of environmental factors and agricultural techniques on antioxidant content of tomatoes. *Journal of the Science of Food and Agriculture*, (2003); 83(5): 369-382.
 47. Tomes ML. Temperature inhibition of carotene synthesis in tomato. *Botanical Gazette*, (1965); 124(5): 180-185.
 48. Koskitalo L, Ormrod D. Effects of sub-optimal ripening temperatures on the color quality and pigment composition of tomato fruit. *Journal of Food Science*, (1972); 37(1): 56-59.
 49. Liptay A, Papadopoulos A, Bryan H, Gull D. Ascorbic acid levels in tomato (*Lycopersicon esculentum* Mill.) at low temperatures. *Agricultural and biological chemistry*, (1986); 50(12): 3185-3187.
 50. Brandt K, Mølgaard JP. Organic agriculture: does it enhance or reduce the nutritional value of plant foods? *Journal of the Science of Food and Agriculture*, (2001); 81(9): 924-931.
 51. Gautier H, Diakou-Verdin V, Bénard C, Reich M, Buret M, et al. How does tomato quality (sugar, acid, and nutritional quality) vary with ripening stage, temperature, and irradiance? *Journal of agricultural and food chemistry*, (2008); 56(4): 1241-1250.
 52. McCollum J. Effects of light on the formation of carotenoids in tomato fruits. *Food Research*, (1954); 19:182-189.
 53. Adegoroye AS, Jolliffe PA. Some inhibitory effects of radiation stress on tomato fruit ripening. *Journal of the Science of Food and Agriculture*, (1987); 39(4): 297-302.
 54. THOMAS RL, JEN JJ. Red light intensity and carotenoid biosynthesis in ripening tomatoes. *Journal of Food Science*, (1975); 40(3): 566-568.
 55. Alba R, Cordonnier-Pratt M-M, Pratt LH. Fruit-localized phytochromes regulate lycopene accumulation independently of ethylene production in tomato. *Plant Physiology*, (2000); 123(1): 363-370.
 56. Lee SK, Kader AA. Preharvest and postharvest factors influencing vitamin C content of horticultural crops. *Postharvest biology and technology*, (2000); 20(3): 207-220.
 57. Kader A. Influence of preharvest and postharvest environment on nutritional composition of fruits and vegetables. *Horticulture and human health-Contributions of fruits and vegetables*, (1988); 18: 32.
 58. Shewfelt RL. Sources of variation in the nutrient content of agricultural commodities from the farm to the consumer. *Journal of Food Quality*, (1990); 13(1): 37-54.
 59. El-Gizawy A, Abdallah M, Gomaa H, Mohamed S. Effect of different shading levels on tomato plants. 2. Yield and fruit quality; 1992. pp. 349-354.
 60. Venter F. Solar radiation and vitamin C content of tomato fruits; 1976. pp. 121-128.
 61. Lopez-Andreu F, Lamela A, Esteban R, Collado J. Evolution of quality parameters in the maturation stage of tomato fruit; 1985. pp. 387-394.
 62. Riahi A, Hdider C, Sanaa M, Tarchoun N, Ben Kheder M, et al. Effect of conventional and organic production systems on the yield and quality of field tomato cultivars grown in Tunisia. *Journal of the Science of Food and Agriculture*, (2009); 89(13): 2275-2282.
 63. Caris-Veyrat C, Amiot M-J, Tyssandier V, Grasselly D, Buret M, et al. Influence of organic versus conventional agricultural practice on the antioxidant microconstituent content of tomatoes and derived purees; consequences on antioxidant plasma status in humans. *Journal of agricultural and food chemistry*, (2004); 52(21): 6503-6509.
 64. Chassy AW, Bui L, Renaud EN, Van Horn M, Mitchell AE. Three-year comparison of the content of antioxidant microconstituents and several quality characteristics in organic and conventionally managed tomatoes and bell peppers. *Journal of agricultural and food chemistry*, (2006); 54(21): 8244-8252.
 65. Juroszek P, Lumpkin HM, Yang R-Y, Ledesma DR, Ma C-H. Fruit quality and bioactive compounds with antioxidant activity of tomatoes grown on-farm: comparison of organic and conventional management systems. *Journal of agricultural and food chemistry*, (2009); 57(4): 1188-1194.
 66. Sander JF, Heitefuss R. Susceptibility to Erysiphe graminis f. sp tritici and phenolic acid content of wheat as influenced by different levels of nitrogen fertilization. *Journal of phytopathology*, (1998); 146(10): 495-507.
 67. Stout MJ, Brovont RA, Duffey SS. Effect of nitrogen availability on expression of constitutive and inducible chemical defenses in tomato, *Lycopersicon esculentum*. *Journal of Chemical Ecology*, (1998); 24(6): 945-963.
 68. Wilkens RT, Spoerke JM, Stamp NE. Differential responses of growth and two soluble phenolics of tomato to resource availability. *Ecology*, (1996); 77(1): 247-258.
 69. Herms DA, Mattson WJ. The dilemma of plants: to grow or defend. *The quarterly review of biology*, (1992); 67(3): 283-335.
 70. Toor RK, Savage GP, Heeb A. Influence of different types of fertilisers on the major antioxidant components of tomatoes. *Journal of Food Composition and Analysis*, (2006); 19(1): 20-27.
 71. Riipi M, Ossipov V, Lempa K, Haukioja E, Koricheva J, et al. Seasonal changes in birch leaf chemistry: are there trade-offs between leaf growth and accumulation of phenolics? *Oecologia*, (2002); 130(3): 380-390.
 72. Abu-Rayyan A, Kharawish BH, Al-Ismael K. Nitrate content in lettuce (*Lactuca sativa* L) heads in relation to plant spacing, nitrogen form and irrigation level. *Journal of the Science of Food and Agriculture*, (2004); 84(9): 931-936.
 73. Wang Z, Li S. Effects of nitrogen and phosphorus fertilization on plant growth and nitrate accumulation in

- vegetables. Journal of plant nutrition, (2004); 27(3): 539-556.
74. Gao Z, Sagi M, Lips H. Assimilate allocation priority as affected by nitrogen compounds in the xylem sap of tomato. Plant Physiology and Biochemistry, (1996); 34(6): 807-815.
 75. Allen V, Pilbeam D. Handbook of Plant Nutrition, Taylor and Francis Group. (2007).
 76. Weston L, Barth M. Preharvest factors affecting postharvest quality of vegetables. HortScience, (1997); 32(5): 812-816.
 77. Montagu K, Goh K. Effects of forms and rates of organic and inorganic nitrogen fertilisers on the yield and some quality indices of tomatoes (*Lycopersicon esculentum* Miller). New Zealand Journal of Crop and Horticultural Science, (1990); 18(1): 31-37.
 78. Heeb A, Lundegårdh B, Ericsson T, Savage GP. Nitrogen form affects yield and taste of tomatoes. Journal of the Science of Food and Agriculture, (2005); 85(8): 1405-1414.
 79. Gäredal L. Greenhouse cultivation of tomatoes (*Lycopersicon esculentum* Mill.) in limited growing beds, based on nutrients from locally produced farm yard manure compost and fresh green material. Ekologiskt Lantbruk (Uppsala 1992)(Sweden), (1998).
 80. Mozafar A. Nitrogen fertilizers and the amount of vitamins in plants: a review. Journal of plant nutrition, (1993); 16(12): 2479-2506.
 81. Müller K, Hippe J (1987) Influence of differences in nutrition on important quality characteristics of some agricultural crops. Plant and Soil Interfaces and Interactions: Springer. pp. 35-45.
 82. Colla G, Battistelli A, Moscatello S, Proietti S, Saccardo F. Yield and fruit quality of processing tomato hybrids as affected by nitrogen fertigation rates [*Lycopersicon esculentum* Mill.; Latium]. Italus Hortus (Italy), (2003).
 83. Oke M, Ahn T, Schofield A, Paliyath G. Effects of phosphorus fertilizer supplementation on processing quality and functional food ingredients in tomato. Journal of agricultural and food chemistry, (2005); 53(5): 1531-1538.
 84. Solangi F, Bai J, Gao S, Yang L, Zhou G, et al. Improved Accumulation Capabilities of Phosphorus and Potassium in Green Manures and Its Relationship with Soil Properties and Enzymatic Activities, (2019); 9(11): 708.
 85. Hartz T, Miyao G, Mullen R, Cahn M, Valencia J, et al. Potassium requirements for maximum yield and fruit quality of processing tomato. Journal of the American Society for Horticultural Science, (1999); 124(2): 199-204.
 86. Fanasca S, Colla G, Maiani G, Venneria E, Roupael Y, et al. Changes in antioxidant content of tomato fruits in response to cultivar and nutrient solution composition. Journal of agricultural and food chemistry, (2006); 54(12): 4319-4325.



This work is licensed under a Creative Commons Attribution-NonCommercial 4.0 International License. To read the copy of this

license please visit: <https://creativecommons.org/licenses/by-nc/4.0/>